

**CHRISTOPHER
DOYLE™
IDENTITY
GUIDELINES
2008**



MY IDENTITY

Introduction	04
Key identity formats	06
Colour palette	10
Graphic devices	16
Clearance space	18
Minimum size	22
Incorrect use	24
Tone of voice	26
Wayfinding	28
Sustainability	30
Additional information	32



INTRODUCTION



Above My identity just 5 years after its initial conception. While size and shape have evolved over time, core values and principles have remained the same.

My name is Christopher Doyle. These are my Identity Guidelines. As is the case with all identities, care must be taken with my appearance and tone to ensure my core values and visual integrity are maintained.

This is a guide to how I should look, feel and sound as a person; a guide that should serve as an aid for myself and for those around me in ensuring my identity remains clear, consistent and correct.

It should be noted that these guidelines are intended as just that, a guide. While all elements of my identity system have been designed to ensure consistency, allowances for variation have also been made. If followed, these guidelines will help my identity to evolve and feel fresh at every touchpoint.



Above My identity as it appeared between 2001 and 2006 in Extra Bold

Right My identity as it appears today

Below Original designers Mark and Pat Doyle, both of whom are still involved at a consultancy level



KEY IDENTITY FORMATS

My visual identity is based on casual construction. It is both careless and considered, dishevelled and deliberate. It has been designed to allow for a number of formats that work alongside a consistent yet varied colour palette.

There are four key formats in which my identity can appear. Those in which it will most likely appear are:

Full Colour Vertical (the preferred, and most common format),
Full Colour Seated_Casual and
Full Colour Seated_Formal.

Please note that all key formats can also appear in black and white (mono). See page 15 for black and white guidelines.



Above Full Colour Vertical



Above Full Colour Seated_Casual



Above Full Colour Seated_Formal

KEY IDENTITY FORMATS

The final format in which my identity can appear is **Full Colour Vertical_Private**.

This format carries with it a separate set of guidelines that can be obtained upon request. Use or application of this format also requires my direct permission.

Please note that while for myself this is a comfortable, and often preferred format, this version of my identity should under no circumstances appear in public.

Opposite Full Colour Vertical_Private




COLOUR PALETTE

My identity can appear in either full colour or black and white (mono). In both formats the core colour palette, consisting of 100% black, must be present at all times. When appearing in colour, the secondary palette can consist of a number of variations and combinations, though all of which must complement the core palette.

While colours and styles within the secondary palette can be layered, they must reference seasonal change. Under no circumstances should transparency ever be used.

Please note that all colour variations must incorporate key hair and skin colours. These colours cannot change.

Secondary palette



Core palette



Secondary palette




Above Full Colour Vertical

COLOUR VARIATIONS

Secondary palette



Core palette



Secondary palette



Above Full Colour Vertical_Variation

Secondary palette



Core palette



Secondary palette



Above Full Colour Vertical_Variation


BLACK AND WHITE

There will be instances in which my identity will appear in black and white (mono). In this format the core colour palette of 100% black must be retained.

Use of black in this format should be considered carefully. Overuse of black can have a potentially negative impact on perception but can also be used to streamline my identity, giving it a slimmer, more refined feel. Excess use of white is discouraged.

Please note that my identity in mono format must still incorporate key hair and skin colours.

Secondary palette



Core palette



Secondary palette



Above Mono Vertical

GRAPHIC DEVICES


Supporting graphic devices should be used as simple additions to enhance individuality and can at times improve the overall vision of my identity (see **Graphic device_Spectacles**). While these items can be updated and will inevitably change over time, they must always incorporate a core colour of 100% black.



Core palette Black



Above Graphic device_Band



Above Graphic device_Spectacles

CLEARANCE SPACE

Everybody needs their own space. I'm no different.

A defined clearance space or 'personal' space for my identity must be adhered to at all times. The preferred distance is based on the width of my identity and should be maintained on all sides.



Above Full Colour Vertical_Clearance space

CLEARANCE SPACE

There are exceptions (some unavoidable) to the clearance space rule. The most common and preferred exception should occur in the company of **Sarah_Full Colour Vertical**, and ideally **Sarah_Full Colour Horizontal**.

Opposite Sarah_Full Colour Vertical (shown left)



MINIMUM SIZE

The minimum height at which my identity can appear is 89cm. The maximum, and most common height, is 183cm.

While my maximum height measurement has not changed since 1994, width measurements have varied, and will continue to vary. While it is not preferred, slight increases in width are common and it is for this reason a set width has not been specified.



Above Full Colour Vertical



Above Full Colour_Minimum size

INCORRECT USE

Adhering to Colour and Graphic Device guides will ensure consistency while allowing for the evolution and variation of my identity. Incorrect use of these elements will confuse not only myself, but those I interact with.

Incorrect uses of my identity include **Tucking** and **Tying** (shown opposite). These examples show how even the smallest alteration can dilute and confuse my identity, affecting overall perception.

*Please note that exceptions can be made to **Tying** in cases of extreme heat.*



Above Incorrect Use_Tucking



Above Incorrect Use_Tying

TONE OF VOICE

My tone of voice can be summed up in two words: **loud** and **clear**.

Historically, my verbal expression has been equal parts cynicism and positivity. While an overly cynical or critical tone can lead to negative perception, balancing this with humour and positivity provides me with a unique and ownable voice.

Cynicism and criticism should follow the **I think** rule. This rule allows me to take ownership of critical statements, lessening any negative impact.

This rule simply involves beginning statements with ‘I...’ Take for example a common, aggressively delivered statement:

“Nickelback are fucking awful.”

When the **I think** rule is applied this statement now reads,

“I think Nickelback are fucking awful.”

While coarse language is a common element it should be used appropriately (for example, when discussing Nickelback), and never in the presence of Mum_Full Colour Vertical.



WAYFINDING

The offering or suggesting of direction should always involve clear, assertive movements. Hands are the only part of my identity that should be used to direct. Wayfinding should be employed when verbal directions are insufficient or discretion is required, and to deflect focus away from my identity.

Examples of questions that could require the use of wayfinding:


“Hey, where’s that shitty pub with the free pool table?”
(see **Full Colour Vertical_Left**)

“Which one of you guys ate my yoghurt?”
(see **Full Colour Vertical_Right**)

“Chris, where do you see yourself heading within the company?”
(see **Full Colour Vertical_Up**)



Above Full Colour Vertical_Up



Above Full Colour Vertical_Left



Above Full Colour Vertical_Right

SUSTAINABILITY

I care about myself and I care about my environment.

A strict vegetarian diet must be adhered to at all times and the use of recycled materials is encouraged in all aspects of my identity.

Below is a quick checklist of **Dos** and **Don'ts** that will help me to maintain a healthy, environmentally aware lifestyle:

Dos

Vegetarian or organic food
Recycling
Secondhand/vintage clothing
Public transport
Energy efficient home appliances

Don'ts

Meat or fish products*
Smoking*
Excessive drinking*
Unnecessary driving*

**Please note that while these actions are not in keeping with a healthy, sustainable lifestyle, they are at times unavoidable.*



ADDITIONAL INFORMATION

The purpose of these guidelines is to provide a framework for my identity that will help ensure it remains consistent, original and clear.

There will be occasions where elements will need to change or evolve, and situations may arise that have not been covered in these guidelines. In these instances my judgement, and that of those close to me, should be used to determine what direction would best suit my identity.

For any questions or further information regarding my identity please contact:

Christopher Doyle

Phone: +61 2 9035 6666

Mobile: +61 402 601 267





Designed by Christopher Doyle
Photography by Ian Haigh
Printed on Envirocare 100% recycled stock

Printed by Digital Press, June 2008.